

TRESTLES

Martin
/ Bratrud

Pricelist

Effective 03/05/2026


DESIGNED BY BRIAN GRAHAM

With gently radiused corners and deeply set leg brackets, Trestles ensures every seat around the table is a good one. Multiple material and finish choices allow for a wide range of expressions. Optional casters and power packages address the dynamic nature of modern work settings. Available in rectangular and round shapes in Communal, Counter, and Dining heights.



| | |
|-----------------------|----|
| COMMUNAL TABLES | 2 |
| COUNTER HEIGHT TABLES | 12 |
| DINING TABLE | 22 |
| MATERIALS & FINISHES | 33 |

TRESTLES



33386-72W

Communal Table, Upper Trestles

| | |
|--------------|------------|
| Outer Width | 72" |
| Outer Depth | 36" |
| Outer Height | 42" |

| VENEER WITH PLYWOOD EDGE | | | PLANK SOLID | | |
|--------------------------|-------------|-------------|-------------|-------------|-------------|
| P-Lam | Ash | Walnut | Ash | Walnut | Corian® |
| 4747 | 4895 | 5462 | 6622 | 8042 | 5837 |

| | | |
|-----|--|----------------|
| TOP | Corian® Standard in Glacier White Corian® in Carbon or Concrete | add 549 |
|-----|--|----------------|

Refer to Power Options Pricing worksheet in product resources.

| | |
|------------------|-------------------------|
| STEEL LEG SLEEVE | Standard in Powder Coat |
|------------------|-------------------------|

GSA SIN 33721

✓ SCS Certified Indoor Advantage Gold

See [Materials & Finishes](#) on page 33



33386-72WC

Communal Table, Upper Trestles, Casters

| | |
|--------------|------------|
| Outer Width | 72" |
| Outer Depth | 36" |
| Outer Height | 42" |

| VENEER WITH PLYWOOD EDGE | | | PLANK SOLID | | |
|--------------------------|-------------|-------------|-------------|-------------|-------------|
| P-Lam | Ash | Walnut | Ash | Walnut | Corian® |
| 5590 | 5737 | 6305 | 7465 | 8885 | 6681 |

| | | |
|-----|--|----------------|
| TOP | Corian® Standard in Glacier White Corian® in Carbon or Concrete | add 549 |
|-----|--|----------------|

Refer to Power Options Pricing worksheet in product resources.


| | |
|------------------|-------------------------|
| STEEL LEG SLEEVE | Standard in Powder Coat |
|------------------|-------------------------|

GSA SIN 33721

✓ SCS Certified Indoor Advantage Gold

See [Materials & Finishes](#) on page 33

TRESTLES



33386-84W

Communal Table, Upper Trestles

| | |
|--------------|-----|
| Outer Width | 84" |
| Outer Depth | 36" |
| Outer Height | 42" |

| VENEER WITH PLYWOOD EDGE | | | PLANK SOLID | | |
|--------------------------|------|--------|-------------|--------|---------|
| P-Lam | Ash | Walnut | Ash | Walnut | Corian® |
| 4972 | 5098 | 6081 | 7462 | 9065 | 6181 |

| | | |
|-----|--|---------|
| TOP | Corian® Standard in Glacier White Corian® in Carbon or Concrete | add 697 |
|-----|--|---------|


Refer to Power Options Pricing worksheet in product resources.

| | |
|------------------|-------------------------|
| STEEL LEG SLEEVE | Standard in Powder Coat |
|------------------|-------------------------|

GSA SIN 33721

✓ SCS Certified Indoor Advantage Gold

See [Materials & Finishes](#) on page 33



33386-84WC

Communal Table, Upper Trestles, Casters

| | |
|--------------|-----|
| Outer Width | 84" |
| Outer Depth | 36" |
| Outer Height | 42" |

| VENEER WITH PLYWOOD EDGE | | | PLANK SOLID | | |
|--------------------------|------|--------|-------------|--------|---------|
| P-Lam | Ash | Walnut | Ash | Walnut | Corian® |
| 5817 | 5942 | 6926 | 8307 | 9911 | 7026 |

| | | |
|-----|--|---------|
| TOP | Corian® Standard in Glacier White Corian® in Carbon or Concrete | add 697 |
|-----|--|---------|

Refer to Power Options Pricing worksheet in product resources.


| | |
|------------------|-------------------------|
| STEEL LEG SLEEVE | Standard in Powder Coat |
|------------------|-------------------------|

GSA SIN 33721

✓ SCS Certified Indoor Advantage Gold

See [Materials & Finishes](#) on page 33

TRESTLES



33386-96W

Communal Table, Upper Trestles

| | |
|--------------|-----|
| Outer Width | 96" |
| Outer Depth | 36" |
| Outer Height | 42" |

| VENEER WITH PLYWOOD EDGE | | | PLANK SOLID | | |
|--------------------------|------|--------|-------------|--------|---------|
| P-Lam | Ash | Walnut | Ash | Walnut | Corian® |
| 5784 | 5922 | 6534 | 7887 | 10009 | 7116 |

| | | |
|-----|--|---------|
| TOP | Corian® Standard in Glacier White Corian® in Carbon or Concrete | add 848 |
|-----|--|---------|

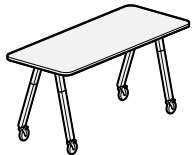
Refer to Power Options Pricing worksheet in product resources.

| | |
|------------------|-------------------------|
| STEEL LEG SLEEVE | Standard in Powder Coat |
|------------------|-------------------------|

GSA SIN 33721

✓ SCS Certified Indoor Advantage Gold

See [Materials & Finishes](#) on page 33



33386-96WC

Communal Table, Upper Trestles, Casters

| | |
|--------------|-----|
| Outer Width | 96" |
| Outer Depth | 36" |
| Outer Height | 42" |

| VENEER WITH PLYWOOD EDGE | | | PLANK SOLID | | |
|--------------------------|------|--------|-------------|--------|---------|
| P-Lam | Ash | Walnut | Ash | Walnut | Corian® |
| 6627 | 6766 | 7377 | 8730 | 10853 | 7960 |

| | | |
|-----|--|---------|
| TOP | Corian® Standard in Glacier White Corian® in Carbon or Concrete | add 848 |
|-----|--|---------|

Refer to Power Options Pricing worksheet in product resources.


| | |
|------------------|-------------------------|
| STEEL LEG SLEEVE | Standard in Powder Coat |
|------------------|-------------------------|

GSA SIN 33721

✓ SCS Certified Indoor Advantage Gold

See [Materials & Finishes](#) on page 33

TRESTLES



33386-144W

Communal Table, Upper Trestles

| | |
|--------------|-------------|
| Outer Width | 144" |
| Outer Depth | 36" |
| Outer Height | 42" |

| VENEER WITH PLYWOOD EDGE | | | PLANK SOLID | | |
|--------------------------|-------------|--------------|--------------|--------------|--------------|
| P-Lam | Ash | Walnut | Ash | Walnut | Corian® |
| 8984 | 9906 | 11039 | 13483 | 16202 | 11864 |

| | | |
|-----|--|-----------------|
| TOP | Corian® Standard in Glacier White Corian® in Carbon or Concrete | add 1097 |
|-----|--|-----------------|


Refer to Power Options Pricing worksheet in product resources.

| | |
|------------------|-------------------------|
| STEEL LEG SLEEVE | Standard in Powder Coat |
|------------------|-------------------------|

GSA SIN 33721

✓ SCS Certified Indoor Advantage Gold

See [Materials & Finishes](#) on page 33



33386-168W

Communal Table, Upper Trestles

| | |
|--------------|-------------|
| Outer Width | 168" |
| Outer Depth | 36" |
| Outer Height | 42" |

| VENEER WITH PLYWOOD EDGE | | | PLANK SOLID | | |
|--------------------------|--------------|--------------|--------------|--------------|--------------|
| P-Lam | Ash | Walnut | Ash | Walnut | Corian® |
| 10209 | 10434 | 12402 | 15044 | 17045 | 12631 |

| | | |
|-----|--|-----------------|
| TOP | Corian® Standard in Glacier White Corian® in Carbon or Concrete | add 1394 |
|-----|--|-----------------|

Refer to Power Options Pricing worksheet in product resources.


| | |
|------------------|-------------------------|
| STEEL LEG SLEEVE | Standard in Powder Coat |
|------------------|-------------------------|

GSA SIN 33721

✓ SCS Certified Indoor Advantage Gold

See [Materials & Finishes](#) on page 33

TRESTLES



33386-72E

Communal Table, Upper Trestles

| | |
|--------------|------------|
| Outer Width | 72" |
| Outer Depth | 42" |
| Outer Height | 42" |

| VENEER WITH PLYWOOD EDGE | | | PLANK SOLID | | |
|--------------------------|-------------|-------------|-------------|-------------|-------------|
| P-Lam | Ash | Walnut | Ash | Walnut | Corian® |
| 4908 | 5035 | 5701 | 7258 | 8491 | 5999 |

| | | |
|-----|--|----------------|
| TOP | Corian® Standard in Glacier White Corian® in Carbon or Concrete | add 549 |
|-----|--|----------------|

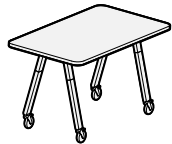
Refer to Power Options Pricing worksheet in product resources.

| | |
|------------------|-------------------------|
| STEEL LEG SLEEVE | Standard in Powder Coat |
|------------------|-------------------------|

GSA SIN 33721

✓ SCS Certified Indoor Advantage Gold

See [Materials & Finishes](#) on page 33



33386-72EC

Communal Table, Upper Trestles, Casters

| | |
|--------------|------------|
| Outer Width | 72" |
| Outer Depth | 42" |
| Outer Height | 42" |

| VENEER WITH PLYWOOD EDGE | | | PLANK SOLID | | |
|--------------------------|-------------|-------------|-------------|-------------|-------------|
| P-Lam | Ash | Walnut | Ash | Walnut | Corian® |
| 5753 | 5879 | 6544 | 8102 | 9333 | 6838 |

| | | |
|-----|--|----------------|
| TOP | Corian® Standard in Glacier White Corian® in Carbon or Concrete | add 549 |
|-----|--|----------------|

Refer to Power Options Pricing worksheet in product resources.


| | |
|------------------|-------------------------|
| STEEL LEG SLEEVE | Standard in Powder Coat |
|------------------|-------------------------|

GSA SIN 33721

✓ SCS Certified Indoor Advantage Gold

See [Materials & Finishes](#) on page 33

TRESTLES



33386-84E

Communal Table, Upper Trestles

| | |
|--------------|-----|
| Outer Width | 84" |
| Outer Depth | 42" |
| Outer Height | 42" |

| VENEER WITH PLYWOOD EDGE | | | PLANK SOLID | | |
|--------------------------|------|--------|-------------|--------|---------|
| P-Lam | Ash | Walnut | Ash | Walnut | Corian® |
| 5552 | 5670 | 6402 | 8128 | 9846 | 6882 |

| | | |
|-----|--|---------|
| TOP | Corian® Standard in Glacier White Corian® in Carbon or Concrete | add 697 |
|-----|--|---------|


Refer to Power Options Pricing worksheet in product resources.

| | |
|------------------|-------------------------|
| STEEL LEG SLEEVE | Standard in Powder Coat |
|------------------|-------------------------|

GSA SIN 33721

✓ SCS Certified Indoor Advantage Gold

See [Materials & Finishes](#) on page 33



33386-84EC

Communal Table, Upper Trestles, Casters

| | |
|--------------|-----|
| Outer Width | 84" |
| Outer Depth | 42" |
| Outer Height | 42" |

| VENEER WITH PLYWOOD EDGE | | | PLANK SOLID | | |
|--------------------------|------|--------|-------------|--------|---------|
| P-Lam | Ash | Walnut | Ash | Walnut | Corian® |
| 6394 | 6512 | 7245 | 8972 | 10690 | 7728 |

| | | |
|-----|--|---------|
| TOP | Corian® Standard in Glacier White Corian® in Carbon or Concrete | add 697 |
|-----|--|---------|

Refer to Power Options Pricing worksheet in product resources.


| | |
|------------------|-------------------------|
| STEEL LEG SLEEVE | Standard in Powder Coat |
|------------------|-------------------------|

GSA SIN 33721

✓ SCS Certified Indoor Advantage Gold

See [Materials & Finishes](#) on page 33

TRESTLES



33386-96E

Communal Table, Upper Trestles

| | |
|--------------|-----|
| Outer Width | 96" |
| Outer Depth | 42" |
| Outer Height | 42" |

| VENEER WITH PLYWOOD EDGE | | | PLANK SOLID | | |
|--------------------------|------|--------|-------------|--------|---------|
| P-Lam | Ash | Walnut | Ash | Walnut | Corian® |
| 6102 | 6230 | 6815 | 8880 | 10878 | 7555 |

| | | |
|-----|--|---------|
| TOP | Corian® Standard in Glacier White Corian® in Carbon or Concrete | add 848 |
|-----|--|---------|

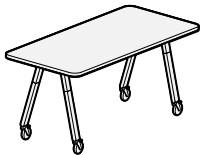
Refer to Power Options Pricing worksheet in product resources.

| | |
|------------------|-------------------------|
| STEEL LEG SLEEVE | Standard in Powder Coat |
|------------------|-------------------------|

GSA SIN 33721

✓ SCS Certified Indoor Advantage Gold

See [Materials & Finishes](#) on page 33



33386-96EC

Communal Table, Upper Trestles, Casters

| | |
|--------------|-----|
| Outer Width | 96" |
| Outer Depth | 42" |
| Outer Height | 42" |

| VENEER WITH PLYWOOD EDGE | | | PLANK SOLID | | |
|--------------------------|------|--------|-------------|--------|---------|
| P-Lam | Ash | Walnut | Ash | Walnut | Corian® |
| 6947 | 7074 | 7658 | 9724 | 11722 | 8401 |

| | | |
|-----|--|---------|
| TOP | Corian® Standard in Glacier White Corian® in Carbon or Concrete | add 848 |
|-----|--|---------|

Refer to Power Options Pricing worksheet in product resources.


| | |
|------------------|-------------------------|
| STEEL LEG SLEEVE | Standard in Powder Coat |
|------------------|-------------------------|

GSA SIN 33721

✓ SCS Certified Indoor Advantage Gold

See [Materials & Finishes](#) on page 33

TRESTLES



33386-144E

Communal Table, Upper Trestles

| | |
|--------------|------|
| Outer Width | 144" |
| Outer Depth | 42" |
| Outer Height | 42" |

| VENEER WITH PLYWOOD EDGE | | | PLANK SOLID | | |
|--------------------------|-------|--------|-------------|--------|---------|
| P-Lam | Ash | Walnut | Ash | Walnut | Corian® |
| 9956 | 10190 | 11518 | 14634 | 17762 | 12379 |

| | | |
|-----|--|----------|
| TOP | Corian® Standard in Glacier White Corian® in Carbon or Concrete | add 1097 |
|-----|--|----------|


Refer to Power Options Pricing worksheet in product resources.

| | |
|------------------|-------------------------|
| STEEL LEG SLEEVE | Standard in Powder Coat |
|------------------|-------------------------|

GSA SIN 33721

✓ SCS Certified Indoor Advantage Gold

See [Materials & Finishes](#) on page 33



33386-168E

Communal Table, Upper Trestles

| | |
|--------------|------|
| Outer Width | 168" |
| Outer Depth | 42" |
| Outer Height | 42" |

| VENEER WITH PLYWOOD EDGE | | | PLANK SOLID | | |
|--------------------------|-------|--------|-------------|--------|---------|
| P-Lam | Ash | Walnut | Ash | Walnut | Corian® |
| 11335 | 11577 | 11878 | 16373 | 21379 | 12787 |

| | | |
|-----|--|----------|
| TOP | Corian® Standard in Glacier White Corian® in Carbon or Concrete | add 1394 |
|-----|--|----------|

Refer to Power Options Pricing worksheet in product resources.

| | |
|------------------|-------------------------|
| STEEL LEG SLEEVE | Standard in Powder Coat |
|------------------|-------------------------|

GSA SIN 33721

✓ SCS Certified Indoor Advantage Gold

See [Materials & Finishes](#) on page 33

TRESTLES



33386-36C

Communal Table, Upper Trestles

| | |
|--------------|-----|
| Outer Width | 36" |
| Outer Depth | 36" |
| Outer Height | 42" |

| VENEER WITH PLYWOOD EDGE | | | PLANK SOLID | | |
|--------------------------|------|--------|-------------|--------|---------|
| P-Lam | Ash | Walnut | Ash | Walnut | Corian® |
| 2897 | 3125 | 3323 | 4080 | 5064 | 4209 |

| | | |
|-----|--|---------|
| TOP | Corian® Standard in Glacier White Corian® in Carbon or Concrete | add 382 |
|-----|--|---------|

Refer to Power Options Pricing worksheet in product resources.

| | |
|------------------|-------------------------|
| STEEL LEG SLEEVE | Standard in Powder Coat |
|------------------|-------------------------|

GSA SIN 33721

✓ SCS Certified Indoor Advantage Gold

See [Materials & Finishes](#) on page 33



33386-42C

Communal Table, Upper Trestles

| | |
|--------------|-----|
| Outer Width | 42" |
| Outer Depth | 42" |
| Outer Height | 42" |

| VENEER WITH PLYWOOD EDGE | | | PLANK SOLID | | |
|--------------------------|------|--------|-------------|--------|---------|
| P-Lam | Ash | Walnut | Ash | Walnut | Corian® |
| 3344 | 3627 | 3963 | 5298 | 6673 | 5301 |

| | | |
|-----|--|---------|
| TOP | Corian® Standard in Glacier White Corian® in Carbon or Concrete | add 516 |
|-----|--|---------|

Refer to Power Options Pricing worksheet in product resources.

| | |
|------------------|-------------------------|
| STEEL LEG SLEEVE | Standard in Powder Coat |
|------------------|-------------------------|

GSA SIN 33721

✓ SCS Certified Indoor Advantage Gold

See [Materials & Finishes](#) on page 33

TRESTLES



33386-48C

Communal Table, Upper Trestles

| | |
|--------------|------------|
| Outer Width | 48" |
| Outer Depth | 48" |
| Outer Height | 42" |

| VENEER WITH PLYWOOD EDGE | | | PLANK SOLID | | |
|--------------------------|-------------|-------------|-------------|-------------|-------------|
| P-Lam | Ash | Walnut | Ash | Walnut | Corian® |
| 3555 | 3627 | 4412 | 6175 | 7942 | 6003 |

| | | |
|-----|--|----------------|
| TOP | Corian® Standard in Glacier White Corian® in Carbon or Concrete | add 550 |
|-----|--|----------------|

Refer to Power Options Pricing worksheet in product resources.

| | |
|------------------|-------------------------|
| STEEL LEG SLEEVE | Standard in Powder Coat |
|------------------|-------------------------|

GSA SIN 33721

✓ SCS Certified Indoor Advantage Gold

See [Materials & Finishes](#) on page 33



33386-54C

Communal Table, Upper Trestles

| | |
|--------------|------------|
| Outer Width | 54" |
| Outer Depth | 54" |
| Outer Height | 42" |

| PLANK SOLID | | |
|-------------|-------------|-------------|
| Ash | Walnut | Corian® |
| 7200 | 9378 | 6833 |

| | | |
|-----|--|----------------|
| TOP | Corian® Standard in Glacier White Corian® in Carbon or Concrete | add 611 |
|-----|--|----------------|

Refer to Power Options Pricing worksheet in product resources.


| | |
|------------------|-------------------------|
| STEEL LEG SLEEVE | Standard in Powder Coat |
|------------------|-------------------------|

GSA SIN 33721

✓ SCS Certified Indoor Advantage Gold

See [Materials & Finishes](#) on page 33

TRESTLES



33384-72W

Counter Height Table, Middle Trestles

| | |
|--------------|------------|
| Outer Width | 72" |
| Outer Depth | 36" |
| Outer Height | 36" |

| VENEER WITH PLYWOOD EDGE | | | PLANK SOLID | | |
|--------------------------|-------------|-------------|-------------|-------------|-------------|
| P-Lam | Ash | Walnut | Ash | Walnut | Corian® |
| 4716 | 4862 | 5428 | 6591 | 7986 | 5805 |

| | | |
|-----|--|----------------|
| TOP | Corian® Standard in Glacier White Corian® in Carbon or Concrete | add 549 |
|-----|--|----------------|


Refer to Power Options Pricing worksheet in product resources.

| | |
|------------------|-------------------------|
| STEEL LEG SLEEVE | Standard in Powder Coat |
|------------------|-------------------------|

GSA SIN 33721

✓ SCS Certified Indoor Advantage Gold

See [Materials & Finishes](#) on page 33



33384-72WC

Counter Height Table, Middle Trestles, Casters

| | |
|--------------|------------|
| Outer Width | 72" |
| Outer Depth | 36" |
| Outer Height | 36" |

| VENEER WITH PLYWOOD EDGE | | | PLANK SOLID | | |
|--------------------------|-------------|-------------|-------------|-------------|-------------|
| P-Lam | Ash | Walnut | Ash | Walnut | Corian® |
| 5559 | 5737 | 6273 | 7434 | 8854 | 6649 |

| | | |
|-----|--|----------------|
| TOP | Corian® Standard in Glacier White Corian® in Carbon or Concrete | add 549 |
|-----|--|----------------|

Refer to Power Options Pricing worksheet in product resources.


| | |
|------------------|-------------------------|
| STEEL LEG SLEEVE | Standard in Powder Coat |
|------------------|-------------------------|

GSA SIN 33721

✓ SCS Certified Indoor Advantage Gold

See [Materials & Finishes](#) on page 33

TRESTLES



33384-84W

Counter Height Table, Middle Trestles

| | |
|--------------|------------|
| Outer Width | 84" |
| Outer Depth | 36" |
| Outer Height | 36" |

| VENEER WITH PLYWOOD EDGE | | | PLANK SOLID | | |
|--------------------------|-------------|-------------|-------------|-------------|-------------|
| P-Lam | Ash | Walnut | Ash | Walnut | Corian® |
| 4940 | 5065 | 6050 | 7432 | 9034 | 6150 |

| | | |
|-----|--|----------------|
| TOP | Corian® Standard in Glacier White Corian® in Carbon or Concrete | add 697 |
|-----|--|----------------|


Refer to Power Options Pricing worksheet in product resources.

| | |
|------------------|-------------------------|
| STEEL LEG SLEEVE | Standard in Powder Coat |
|------------------|-------------------------|

GSA SIN 33721

✓ SCS Certified Indoor Advantage Gold

See [Materials & Finishes](#) on page 33



33384-84WC

Counter Height Table, Middle Trestles, Casters

| | |
|--------------|------------|
| Outer Width | 84" |
| Outer Depth | 36" |
| Outer Height | 36" |

| VENEER WITH PLYWOOD EDGE | | | PLANK SOLID | | |
|--------------------------|-------------|-------------|-------------|-------------|-------------|
| P-Lam | Ash | Walnut | Ash | Walnut | Corian® |
| 5784 | 6016 | 6895 | 8275 | 9878 | 6994 |

| | | |
|-----|--|----------------|
| TOP | Corian® Standard in Glacier White Corian® in Carbon or Concrete | add 697 |
|-----|--|----------------|

Refer to Power Options Pricing worksheet in product resources.


| | |
|------------------|-------------------------|
| STEEL LEG SLEEVE | Standard in Powder Coat |
|------------------|-------------------------|

GSA SIN 33721

✓ SCS Certified Indoor Advantage Gold

See [Materials & Finishes](#) on page 33

TRESTLES



33384-96W

Counter Height Table, Middle Trestles

| | |
|--------------|-----|
| Outer Width | 96" |
| Outer Depth | 36" |
| Outer Height | 36" |

| VENEER WITH PLYWOOD EDGE | | | PLANK SOLID | | |
|--------------------------|------|--------|-------------|--------|---------|
| P-Lam | Ash | Walnut | Ash | Walnut | Corian® |
| 5753 | 5891 | 6504 | 7856 | 9979 | 7085 |

| | | |
|-----|--|---------|
| TOP | Corian® Standard in Glacier White Corian® in Carbon or Concrete | add 848 |
|-----|--|---------|

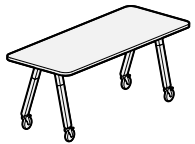
Refer to Power Options Pricing worksheet in product resources.

| | |
|------------------|-------------------------|
| STEEL LEG SLEEVE | Standard in Powder Coat |
|------------------|-------------------------|

GSA SIN 33721

✓ SCS Certified Indoor Advantage Gold

See [Materials & Finishes](#) on page 33



33384-96WC

Counter Height Table, Middle Trestles, Casters

| | |
|--------------|-----|
| Outer Width | 96" |
| Outer Depth | 36" |
| Outer Height | 36" |

| VENEER WITH PLYWOOD EDGE | | | PLANK SOLID | | |
|--------------------------|------|--------|-------------|--------|---------|
| P-Lam | Ash | Walnut | Ash | Walnut | Corian® |
| 6596 | 6734 | 7346 | 8698 | 10823 | 7928 |

| | | |
|-----|--|---------|
| TOP | Corian® Standard in Glacier White Corian® in Carbon or Concrete | add 848 |
|-----|--|---------|

Refer to Power Options Pricing worksheet in product resources.


| | |
|------------------|-------------------------|
| STEEL LEG SLEEVE | Standard in Powder Coat |
|------------------|-------------------------|

GSA SIN 33721

✓ SCS Certified Indoor Advantage Gold

See [Materials & Finishes](#) on page 33

TRESTLES



33384-144W

Counter Height Table, Middle Trestles

| | |
|--------------|-------------|
| Outer Width | 144" |
| Outer Depth | 36" |
| Outer Height | 36" |

| VENEER WITH PLYWOOD EDGE | | | PLANK SOLID | | |
|--------------------------|-------------|--------------|--------------|--------------|--------------|
| P-Lam | Ash | Walnut | Ash | Walnut | Corian® |
| 9654 | 9874 | 11008 | 13452 | 16169 | 11834 |

| | | |
|-----|--|-----------------|
| TOP | Corian® Standard in Glacier White Corian® in Carbon or Concrete | add 1097 |
|-----|--|-----------------|

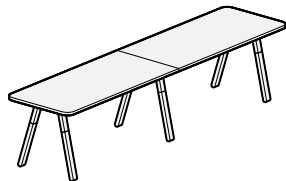
Refer to Power Options Pricing worksheet in product resources.

| | |
|------------------|-------------------------|
| STEEL LEG SLEEVE | Standard in Powder Coat |
|------------------|-------------------------|

GSA SIN 33721

✓ SCS Certified Indoor Advantage Gold

See [Materials & Finishes](#) on page 33



33384-168W

Counter Height Table, Middle Trestles

| | |
|--------------|-------------|
| Outer Width | 168" |
| Outer Depth | 36" |
| Outer Height | 36" |

| VENEER WITH PLYWOOD EDGE | | | PLANK SOLID | | |
|--------------------------|--------------|--------------|--------------|--------------|--------------|
| P-Lam | Ash | Walnut | Ash | Walnut | Corian® |
| 10209 | 10403 | 12413 | 15013 | 17014 | 12600 |

| | | |
|-----|--|-----------------|
| TOP | Corian® Standard in Glacier White Corian® in Carbon or Concrete | add 1394 |
|-----|--|-----------------|

Refer to Power Options Pricing worksheet in product resources.


| | |
|------------------|-------------------------|
| STEEL LEG SLEEVE | Standard in Powder Coat |
|------------------|-------------------------|

GSA SIN 33721

✓ SCS Certified Indoor Advantage Gold

See [Materials & Finishes](#) on page 33

TRESTLES



33384-72E

Counter Height Table, Middle Trestles

| | |
|--------------|------------|
| Outer Width | 72" |
| Outer Depth | 42" |
| Outer Height | 36" |

| VENEER WITH PLYWOOD EDGE | | | PLANK SOLID | | |
|--------------------------|-------------|-------------|-------------|-------------|-------------|
| P-Lam | Ash | Walnut | Ash | Walnut | Corian® |
| 4877 | 5003 | 5670 | 7227 | 8788 | 5966 |

| | | |
|-----|--|----------------|
| TOP | Corian® Standard in Glacier White Corian® in Carbon or Concrete | add 549 |
|-----|--|----------------|


Refer to Power Options Pricing worksheet in product resources.

| | |
|------------------|-------------------------|
| STEEL LEG SLEEVE | Standard in Powder Coat |
|------------------|-------------------------|

GSA SIN 33721

✓ SCS Certified Indoor Advantage Gold

See [Materials & Finishes](#) on page 33



33384-72EC

Counter Height Table, Middle Trestles, Casters

| | |
|--------------|------------|
| Outer Width | 72" |
| Outer Depth | 42" |
| Outer Height | 36" |

| VENEER WITH PLYWOOD EDGE | | | PLANK SOLID | | |
|--------------------------|-------------|-------------|-------------|-------------|-------------|
| P-Lam | Ash | Walnut | Ash | Walnut | Corian® |
| 5720 | 5847 | 6512 | 8071 | 9634 | 6810 |

| | | |
|-----|--|----------------|
| TOP | Corian® Standard in Glacier White Corian® in Carbon or Concrete | add 549 |
|-----|--|----------------|

Refer to Power Options Pricing worksheet in product resources.


| | |
|------------------|-------------------------|
| STEEL LEG SLEEVE | Standard in Powder Coat |
|------------------|-------------------------|

GSA SIN 33721

✓ SCS Certified Indoor Advantage Gold

See [Materials & Finishes](#) on page 33

TRESTLES



33384-84E

Counter Height Table, Middle Trestles

| | |
|--------------|-----|
| Outer Width | 84" |
| Outer Depth | 42" |
| Outer Height | 36" |

| VENEER WITH PLYWOOD EDGE | | | PLANK SOLID | | |
|--------------------------|------|--------|-------------|--------|---------|
| P-Lam | Ash | Walnut | Ash | Walnut | Corian® |
| 5520 | 5637 | 6369 | 8097 | 9816 | 6851 |

| | | |
|-----|--|---------|
| TOP | Corian® Standard in Glacier White Corian® in Carbon or Concrete | add 697 |
|-----|--|---------|


Refer to Power Options Pricing worksheet in product resources.

| | |
|------------------|-------------------------|
| STEEL LEG SLEEVE | Standard in Powder Coat |
|------------------|-------------------------|

GSA SIN 33721

✓ SCS Certified Indoor Advantage Gold

See [Materials & Finishes](#) on page 33



33384-84EC

Counter Height Table, Middle Trestles, Casters

| | |
|--------------|-----|
| Outer Width | 84" |
| Outer Depth | 42" |
| Outer Height | 36" |

| VENEER WITH PLYWOOD EDGE | | | PLANK SOLID | | |
|--------------------------|------|--------|-------------|--------|---------|
| P-Lam | Ash | Walnut | Ash | Walnut | Corian® |
| 6363 | 6481 | 6817 | 8940 | 10659 | 7608 |

| | | |
|-----|--|---------|
| TOP | Corian® Standard in Glacier White Corian® in Carbon or Concrete | add 697 |
|-----|--|---------|

Refer to Power Options Pricing worksheet in product resources.


| | |
|------------------|-------------------------|
| STEEL LEG SLEEVE | Standard in Powder Coat |
|------------------|-------------------------|

GSA SIN 33721

✓ SCS Certified Indoor Advantage Gold

See [Materials & Finishes](#) on page 33

TRESTLES



33384-96E

Counter Height Table, Middle Trestles

| | |
|--------------|-----|
| Outer Width | 96" |
| Outer Depth | 42" |
| Outer Height | 36" |

| VENEER WITH PLYWOOD EDGE | | | PLANK SOLID | | |
|--------------------------|------|--------|-------------|--------|---------|
| P-Lam | Ash | Walnut | Ash | Walnut | Corian® |
| 6071 | 6199 | 6784 | 8850 | 10847 | 7523 |

| | | |
|-----|--|---------|
| TOP | Corian® Standard in Glacier White Corian® in Carbon or Concrete | add 848 |
|-----|--|---------|


Refer to Power Options Pricing worksheet in product resources.

| | |
|------------------|-------------------------|
| STEEL LEG SLEEVE | Standard in Powder Coat |
|------------------|-------------------------|

GSA SIN 33721

✓ SCS Certified Indoor Advantage Gold

See [Materials & Finishes](#) on page 33



33384-96EC

Counter Height Table, Middle Trestles, Casters

| | |
|--------------|-----|
| Outer Width | 96" |
| Outer Depth | 42" |
| Outer Height | 36" |

| VENEER WITH PLYWOOD EDGE | | | PLANK SOLID | | |
|--------------------------|------|--------|-------------|--------|---------|
| P-Lam | Ash | Walnut | Ash | Walnut | Corian® |
| 6190 | 7042 | 7627 | 9694 | 11691 | 8367 |

| | | |
|-----|--|---------|
| TOP | Corian® Standard in Glacier White Corian® in Carbon or Concrete | add 848 |
|-----|--|---------|

Refer to Power Options Pricing worksheet in product resources.

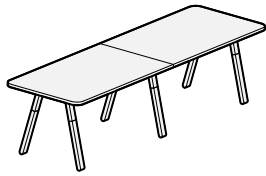
| | |
|------------------|-------------------------|
| STEEL LEG SLEEVE | Standard in Powder Coat |
|------------------|-------------------------|

GSA SIN 33721

✓ SCS Certified Indoor Advantage Gold

See [Materials & Finishes](#) on page 33

TRESTLES



33384-144E

Counter Height Table, Middle Trestles

| | |
|--------------|-------------|
| Outer Width | 144" |
| Outer Depth | 42" |
| Outer Height | 36" |

| VENEER WITH PLYWOOD EDGE | | | PLANK SOLID | | |
|--------------------------|--------------|--------------|--------------|--------------|--------------|
| P-Lam | Ash | Walnut | Ash | Walnut | Corian® |
| 9927 | 10157 | 11487 | 14603 | 17730 | 12347 |

| | | |
|-----|--|-----------------|
| TOP | Corian® Standard in Glacier White Corian® in Carbon or Concrete | add 1097 |
|-----|--|-----------------|

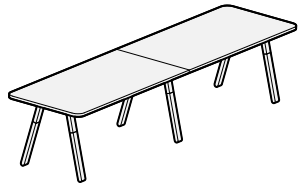
Refer to Power Options Pricing worksheet in product resources.

| | |
|------------------|-------------------------|
| STEEL LEG SLEEVE | Standard in Powder Coat |
|------------------|-------------------------|

GSA SIN 33721

✓ SCS Certified Indoor Advantage Gold

See [Materials & Finishes](#) on page 33



33384-168E

Counter Height Table, Middle Trestles

| | |
|--------------|-------------|
| Outer Width | 168" |
| Outer Depth | 42" |
| Outer Height | 36" |

| VENEER WITH PLYWOOD EDGE | | | PLANK SOLID | | |
|--------------------------|--------------|--------------|--------------|--------------|--------------|
| P-Lam | Ash | Walnut | Ash | Walnut | Corian® |
| 11304 | 11547 | 11846 | 16343 | 21346 | 12757 |

| | | |
|-----|--|-----------------|
| TOP | Corian® Standard in Glacier White Corian® in Carbon or Concrete | add 1394 |
|-----|--|-----------------|

Refer to Power Options Pricing worksheet in product resources.

| | |
|------------------|-------------------------|
| STEEL LEG SLEEVE | Standard in Powder Coat |
|------------------|-------------------------|

GSA SIN 33721

✓ SCS Certified Indoor Advantage Gold

See [Materials & Finishes](#) on page 33

TRESTLES



33384-36C

Counter Height Table, Middle Trestles

| | |
|--------------|-----|
| Outer Width | 36" |
| Outer Depth | 36" |
| Outer Height | 36" |

| VENEER WITH PLYWOOD EDGE | | | PLANK SOLID | | |
|--------------------------|--------|-------|-------------|--------|---------|
| Ash | Walnut | P-Lam | Ash | Walnut | Corian® |
| 2860 | 3090 | 3235 | 4045 | 5028 | 4174 |

| | | |
|-----|--|---------|
| TOP | Corian® Standard in Glacier White Corian® in Carbon or Concrete | add 382 |
|-----|--|---------|

Refer to Power Options Pricing worksheet in product resources.

| | |
|------------------|-------------------------|
| STEEL LEG SLEEVE | Standard in Powder Coat |
|------------------|-------------------------|

GSA SIN 33721

✓ SCS Certified Indoor Advantage Gold

See [Materials & Finishes](#) on page 33



33384-42C

Counter Height Table, Middle Trestles

| | |
|--------------|-----|
| Outer Width | 42" |
| Outer Depth | 42" |
| Outer Height | 36" |

| VENEER WITH PLYWOOD EDGE | | | PLANK SOLID | | |
|--------------------------|--------|-------|-------------|--------|---------|
| Ash | Walnut | P-Lam | Ash | Walnut | Corian® |
| 3308 | 3519 | 3928 | 5259 | 6638 | 5265 |

| | | |
|-----|--|---------|
| TOP | Corian® Standard in Glacier White Corian® in Carbon or Concrete | add 516 |
|-----|--|---------|

Refer to Power Options Pricing worksheet in product resources.

| | |
|------------------|-------------------------|
| STEEL LEG SLEEVE | Standard in Powder Coat |
|------------------|-------------------------|

GSA SIN 33721

✓ SCS Certified Indoor Advantage Gold

See [Materials & Finishes](#) on page 33

TRESTLES



33384-48C

Counter Height Table, Middle Trestles

| | |
|--------------|-----|
| Outer Width | 48" |
| Outer Depth | 48" |
| Outer Height | 36" |

| VENEER WITH PLYWOOD EDGE | | | PLANK SOLID | | |
|--------------------------|--------|-------|-------------|--------|---------|
| Ash | Walnut | P-Lam | Ash | Walnut | Corian® |
| 3519 | 3595 | 4377 | 6141 | 7917 | 5966 |

| | | | |
|-----|--|-----|-----|
| TOP | Corian® Standard in Glacier White Corian® in Carbon or Concrete | add | 550 |
|-----|--|-----|-----|

Refer to Power Options Pricing worksheet in product resources.

| | |
|------------------|-------------------------|
| STEEL LEG SLEEVE | Standard in Powder Coat |
|------------------|-------------------------|

GSA SIN 33721

✓ SCS Certified Indoor Advantage Gold

See [Materials & Finishes](#) on page 33



33384-54C

Counter Height Table, Middle Trestles

| | |
|--------------|-----|
| Outer Width | 54" |
| Outer Depth | 54" |
| Outer Height | 36" |

| PLANK SOLID | | |
|-------------|--------|---------|
| Ash | Walnut | Corian® |
| 7162 | 9341 | 6794 |

| | | | | | | | |
|-----|--|-----|---|-----|---|-----|-----|
| TOP | Standard in Ash Walnut Corian® in Glacier White Corian® in Carbon or Concrete | add | 0 | add | 0 | add | 611 |
|-----|--|-----|---|-----|---|-----|-----|


Refer to Power Options Pricing worksheet in product resources.

GSA SIN 33721

✓ SCS Certified Indoor Advantage Gold

See [Materials & Finishes](#) on page 33

TRESTLES



33385-72W

Dining Table, Lower Trestles

| | |
|--------------|------------|
| Outer Width | 72" |
| Outer Depth | 36" |
| Outer Height | 30" |

| VENEER WITH PLYWOOD EDGE | | | PLANK SOLID | | |
|--------------------------|-------------|-------------|-------------|-------------|-------------|
| P-Lam | Ash | Walnut | Ash | Walnut | Corian® |
| 4691 | 4838 | 5404 | 6566 | 7768 | 5781 |

| | | |
|-----|--|----------------|
| TOP | Corian® Standard in Glacier White Corian® in Carbon or Concrete | add 549 |
|-----|--|----------------|

Refer to Power Options Pricing worksheet in product resources.

| | |
|------------------|-------------------------|
| STEEL LEG SLEEVE | Standard in Powder Coat |
|------------------|-------------------------|

GSA SIN 33721

✓ SCS Certified Indoor Advantage Gold

See [Materials & Finishes](#) on page 33



33385-72WC

Dining Table, Lower Trestles, Casters

| | |
|--------------|------------|
| Outer Width | 72" |
| Outer Depth | 36" |
| Outer Height | 30" |

| VENEER WITH PLYWOOD EDGE | | | PLANK SOLID | | |
|--------------------------|-------------|-------------|-------------|-------------|-------------|
| P-Lam | Ash | Walnut | Ash | Walnut | Corian® |
| 5535 | 5713 | 6249 | 7409 | 8830 | 6625 |

| | | |
|-----|--|----------------|
| TOP | Corian® Standard in Glacier White Corian® in Carbon or Concrete | add 549 |
|-----|--|----------------|

Refer to Power Options Pricing worksheet in product resources.


| | |
|------------------|-------------------------|
| STEEL LEG SLEEVE | Standard in Powder Coat |
|------------------|-------------------------|

GSA SIN 33721

✓ SCS Certified Indoor Advantage Gold

See [Materials & Finishes](#) on page 33

TRESTLES



33385-84W

Dining Table, Lower Trestles

| | |
|--------------|------------|
| Outer Width | 84" |
| Outer Depth | 36" |
| Outer Height | 30" |

| VENEER WITH PLYWOOD EDGE | | | PLANK SOLID | | |
|--------------------------|-------------|-------------|-------------|-------------|-------------|
| P-Lam | Ash | Walnut | Ash | Walnut | Corian® |
| 4914 | 5041 | 6026 | 7406 | 9010 | 6126 |

| | | |
|-----|--|----------------|
| TOP | Corian® Standard in Glacier White Corian® in Carbon or Concrete | add 697 |
|-----|--|----------------|


Refer to Power Options Pricing worksheet in product resources.

| | |
|------------------|-------------------------|
| STEEL LEG SLEEVE | Standard in Powder Coat |
|------------------|-------------------------|

GSA SIN 33721

✓ SCS Certified Indoor Advantage Gold

See [Materials & Finishes](#) on page 33



33385-84WC

Dining Table, Lower Trestles, Casters

| | |
|--------------|------------|
| Outer Width | 84" |
| Outer Depth | 36" |
| Outer Height | 30" |

| VENEER WITH PLYWOOD EDGE | | | PLANK SOLID | | |
|--------------------------|-------------|-------------|-------------|-------------|-------------|
| P-Lam | Ash | Walnut | Ash | Walnut | Corian® |
| 5759 | 5992 | 6871 | 8251 | 9856 | 6970 |

| | | |
|-----|--|----------------|
| TOP | Corian® Standard in Glacier White Corian® in Carbon or Concrete | add 697 |
|-----|--|----------------|

Refer to Power Options Pricing worksheet in product resources.


| | |
|------------------|-------------------------|
| STEEL LEG SLEEVE | Standard in Powder Coat |
|------------------|-------------------------|

GSA SIN 33721

✓ SCS Certified Indoor Advantage Gold

See [Materials & Finishes](#) on page 33

TRESTLES



33385-96W

Dining Table, Lower Trestles

| | |
|--------------|-----|
| Outer Width | 96" |
| Outer Depth | 36" |
| Outer Height | 30" |

| VENEER WITH PLYWOOD EDGE | | | PLANK SOLID | | |
|--------------------------|------|--------|-------------|--------|---------|
| P-Lam | Ash | Walnut | Ash | Walnut | Corian® |
| 5728 | 5867 | 70646 | 7830 | 9954 | 7060 |

| | | |
|-----|--|---------|
| TOP | Corian® Standard in Glacier White Corian® in Carbon or Concrete | add 848 |
|-----|--|---------|


Refer to Power Options Pricing worksheet in product resources.

| | |
|------------------|-------------------------|
| STEEL LEG SLEEVE | Standard in Powder Coat |
|------------------|-------------------------|

GSA SIN 33721

✓ SCS Certified Indoor Advantage Gold

See [Materials & Finishes](#) on page 33



33385-96WC

Dining Table, Lower Trestles, Casters

| | |
|--------------|-----|
| Outer Width | 96" |
| Outer Depth | 36" |
| Outer Height | 30" |

| VENEER WITH PLYWOOD EDGE | | | PLANK SOLID | | |
|--------------------------|------|--------|-------------|--------|---------|
| P-Lam | Ash | Walnut | Ash | Walnut | Corian® |
| 6571 | 6712 | 7323 | 8673 | 10799 | 7903 |

| | | |
|-----|--|---------|
| TOP | Corian® Standard in Glacier White Corian® in Carbon or Concrete | add 848 |
|-----|--|---------|

Refer to Power Options Pricing worksheet in product resources.

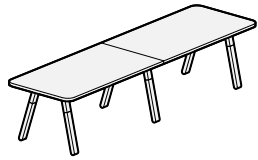
| | |
|------------------|-------------------------|
| STEEL LEG SLEEVE | Standard in Powder Coat |
|------------------|-------------------------|

GSA SIN 33721

✓ SCS Certified Indoor Advantage Gold

See [Materials & Finishes](#) on page 33

TRESTLES



33385-144W

Dining Table, Lower Trestles

| | |
|--------------|-------------|
| Outer Width | 144" |
| Outer Depth | 36" |
| Outer Height | 30" |

| VENEER WITH PLYWOOD EDGE | | | PLANK SOLID | | |
|--------------------------|-------------|--------------|--------------|--------------|--------------|
| P-Lam | Ash | Walnut | Ash | Walnut | Corian® |
| 9631 | 9843 | 10985 | 13427 | 16145 | 11809 |

| | | |
|-----|--|-----------------|
| TOP | Corian® Standard in Glacier White Corian® in Carbon or Concrete | add 1097 |
|-----|--|-----------------|

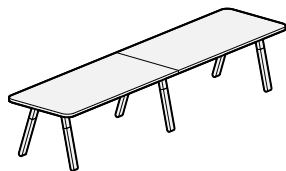
Refer to Power Options Pricing worksheet in product resources.

| | |
|------------------|-------------------------|
| STEEL LEG SLEEVE | Standard in Powder Coat |
|------------------|-------------------------|

GSA SIN 33721

✓ SCS Certified Indoor Advantage Gold

See [Materials & Finishes](#) on page 33



33385-168W

Dining Table, Lower Trestles

| | |
|--------------|-------------|
| Outer Width | 168" |
| Outer Depth | 36" |
| Outer Height | 30" |

| VENEER WITH PLYWOOD EDGE | | | PLANK SOLID | | |
|--------------------------|--------------|--------------|--------------|--------------|--------------|
| P-Lam | Ash | Walnut | Ash | Walnut | Corian® |
| 10186 | 10379 | 12346 | 15426 | 16989 | 12575 |

| | | |
|-----|--|-----------------|
| TOP | Corian® Standard in Glacier White Corian® in Carbon or Concrete | add 1394 |
|-----|--|-----------------|

Refer to Power Options Pricing worksheet in product resources.


| | |
|------------------|-------------------------|
| STEEL LEG SLEEVE | Standard in Powder Coat |
|------------------|-------------------------|

GSA SIN 33721

✓ SCS Certified Indoor Advantage Gold

See [Materials & Finishes](#) on page 33

TRESTLES



33385-72E

Dining Table, Lower Trestles

| | |
|--------------|------------|
| Outer Width | 72" |
| Outer Depth | 42" |
| Outer Height | 30" |

| VENEER WITH PLYWOOD EDGE | | | PLANK SOLID | | |
|--------------------------|-------------|-------------|-------------|-------------|-------------|
| P-Lam | Ash | Walnut | Ash | Walnut | Corian® |
| 4853 | 4992 | 5644 | 7204 | 8767 | 5943 |

| | | |
|-----|--|----------------|
| TOP | Corian® Standard in Glacier White Corian® in Carbon or Concrete | add 549 |
|-----|--|----------------|


Refer to Power Options Pricing worksheet in product resources.

| | |
|------------------|-------------------------|
| STEEL LEG SLEEVE | Standard in Powder Coat |
|------------------|-------------------------|

GSA SIN 33721

✓ SCS Certified Indoor Advantage Gold

See [Materials & Finishes](#) on page 33



33385-72EC

Dining Table, Lower Trestles, Casters

| | |
|--------------|------------|
| Outer Width | 72" |
| Outer Depth | 42" |
| Outer Height | 30" |

| VENEER WITH PLYWOOD EDGE | | | PLANK SOLID | | |
|--------------------------|-------------|-------------|-------------|-------------|-------------|
| P-Lam | Ash | Walnut | Ash | Walnut | Corian® |
| 5698 | 5824 | 6487 | 8047 | 9610 | 6786 |

| | | |
|-----|--|----------------|
| TOP | Corian® Standard in Glacier White Corian® in Carbon or Concrete | add 549 |
|-----|--|----------------|

Refer to Power Options Pricing worksheet in product resources.


| | |
|------------------|-------------------------|
| STEEL LEG SLEEVE | Standard in Powder Coat |
|------------------|-------------------------|

GSA SIN 33721

✓ SCS Certified Indoor Advantage Gold

See [Materials & Finishes](#) on page 33

TRESTLES



33385-84E

Dining Table, Lower Trestles

| | |
|--------------|------------|
| Outer Width | 84" |
| Outer Depth | 42" |
| Outer Height | 30" |

| VENEER WITH PLYWOOD EDGE | | | PLANK SOLID | | |
|--------------------------|-------------|-------------|-------------|-------------|-------------|
| P-Lam | Ash | Walnut | Ash | Walnut | Corian® |
| 5496 | 5613 | 6346 | 8072 | 9791 | 6740 |

| | | |
|-----|--|----------------|
| TOP | Corian® Standard in Glacier White Corian® in Carbon or Concrete | add 697 |
|-----|--|----------------|

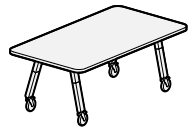
Refer to Power Options Pricing worksheet in product resources.

| | |
|------------------|-------------------------|
| STEEL LEG SLEEVE | Standard in Powder Coat |
|------------------|-------------------------|

GSA SIN 33721

✓ SCS Certified Indoor Advantage Gold

See [Materials & Finishes](#) on page 33



33385-84EC

Dining Table, Lower Trestles, Casters

| | |
|--------------|------------|
| Outer Width | 84" |
| Outer Depth | 42" |
| Outer Height | 30" |

| VENEER WITH PLYWOOD EDGE | | | PLANK SOLID | | |
|--------------------------|-------------|-------------|-------------|--------------|-------------|
| P-Lam | Ash | Walnut | Ash | Walnut | Corian® |
| 6340 | 6456 | 6793 | 8915 | 10634 | 7583 |

| | | |
|-----|--|----------------|
| TOP | Corian® Standard in Glacier White Corian® in Carbon or Concrete | add 697 |
|-----|--|----------------|

Refer to Power Options Pricing worksheet in product resources.


| | |
|------------------|-------------------------|
| STEEL LEG SLEEVE | Standard in Powder Coat |
|------------------|-------------------------|

GSA SIN 33721

✓ SCS Certified Indoor Advantage Gold

See [Materials & Finishes](#) on page 33

TRESTLES



33385-96E

Dining Table, Lower Trestles

| | |
|--------------|-----|
| Outer Width | 96" |
| Outer Depth | 42" |
| Outer Height | 30" |

| VENEER WITH PLYWOOD EDGE | | | PLANK SOLID | | |
|--------------------------|------|--------|-------------|--------|---------|
| P-Lam | Ash | Walnut | Ash | Walnut | Corian® |
| 6046 | 6174 | 6759 | 8825 | 10823 | 7498 |

| | | |
|-----|--|---------|
| TOP | Corian® Standard in Glacier White Corian® in Carbon or Concrete | add 848 |
|-----|--|---------|


Refer to Power Options Pricing worksheet in product resources.

| | |
|------------------|-------------------------|
| STEEL LEG SLEEVE | Standard in Powder Coat |
|------------------|-------------------------|

GSA SIN 33721

✓ SCS Certified Indoor Advantage Gold

See [Materials & Finishes](#) on page 33



33385-96EC

Dining Table, Lower Trestles, Casters

| | |
|--------------|-----|
| Outer Width | 96" |
| Outer Depth | 42" |
| Outer Height | 30" |

| VENEER WITH PLYWOOD EDGE | | | PLANK SOLID | | |
|--------------------------|------|--------|-------------|--------|---------|
| P-Lam | Ash | Walnut | Ash | Walnut | Corian® |
| 6165 | 7018 | 7604 | 9669 | 11667 | 8343 |

| | | |
|-----|--|---------|
| TOP | Corian® Standard in Glacier White Corian® in Carbon or Concrete | add 848 |
|-----|--|---------|

Refer to Power Options Pricing worksheet in product resources.


| | |
|------------------|-------------------------|
| STEEL LEG SLEEVE | Standard in Powder Coat |
|------------------|-------------------------|

GSA SIN 33721

✓ SCS Certified Indoor Advantage Gold

See [Materials & Finishes](#) on page 33

TRESTLES



33385-144E

Dining Table, Lower Trestles

| | |
|--------------|-------------|
| Outer Width | 144" |
| Outer Depth | 42" |
| Outer Height | 30" |

| VENEER WITH PLYWOOD EDGE | | | PLANK SOLID | | |
|--------------------------|--------------|--------------|--------------|--------------|--------------|
| P-Lam | Ash | Walnut | Ash | Walnut | Corian® |
| 9901 | 10134 | 11462 | 14580 | 17705 | 12323 |

| | | |
|-----|--|-----------------|
| TOP | Corian® Standard in Glacier White Corian® in Carbon or Concrete | add 1097 |
|-----|--|-----------------|

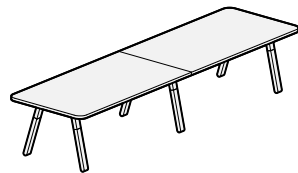
Refer to Power Options Pricing worksheet in product resources.

| | |
|------------------|-------------------------|
| STEEL LEG SLEEVE | Standard in Powder Coat |
|------------------|-------------------------|

GSA SIN 33721

✓ SCS Certified Indoor Advantage Gold

See [Materials & Finishes](#) on page 33



33385-168E

Dining Table, Lower Trestles

| | |
|--------------|-------------|
| Outer Width | 168" |
| Outer Depth | 42" |
| Outer Height | 30" |

| VENEER WITH PLYWOOD EDGE | | | PLANK SOLID | | |
|--------------------------|--------------|--------------|--------------|--------------|--------------|
| P-Lam | Ash | Walnut | Ash | Walnut | Corian® |
| 11279 | 11521 | 11821 | 16316 | 21323 | 12732 |

| | | |
|-----|--|-----------------|
| TOP | Corian® Standard in Glacier White Corian® in Carbon or Concrete | add 1394 |
|-----|--|-----------------|

Refer to Power Options Pricing worksheet in product resources.

| | |
|------------------|-------------------------|
| STEEL LEG SLEEVE | Standard in Powder Coat |
|------------------|-------------------------|

GSA SIN 33721

✓ SCS Certified Indoor Advantage Gold

See [Materials & Finishes](#) on page 33

TRESTLES



33385-36C

Dining Table, Lower Trestles

| | |
|--------------|------------|
| Outer Width | 36" |
| Outer Depth | 36" |
| Outer Height | 30" |

| VENEER WITH PLYWOOD EDGE | | | PLANK SOLID | | |
|--------------------------|-------------|-------------|-------------|-------------|-------------|
| P-Lam | Ash | Walnut | Ash | Walnut | Corian® |
| 2832 | 3062 | 3207 | 4015 | 4999 | 4145 |

| | | |
|-----|--|----------------|
| TOP | Corian® Standard in Glacier White Corian® in Carbon or Concrete | add 382 |
|-----|--|----------------|

Refer to Power Options Pricing worksheet in product resources.

| | |
|------------------|-------------------------|
| STEEL LEG SLEEVE | Standard in Powder Coat |
|------------------|-------------------------|

GSA SIN 33721

✓ SCS Certified Indoor Advantage Gold

See [Materials & Finishes](#) on page 33



33385-42C

Dining Table, Lower Trestles

| | |
|--------------|------------|
| Outer Width | 42" |
| Outer Depth | 42" |
| Outer Height | 30" |

| VENEER WITH PLYWOOD EDGE | | | PLANK SOLID | | |
|--------------------------|-------------|-------------|-------------|-------------|-------------|
| P-Lam | Ash | Walnut | Ash | Walnut | Corian® |
| 3608 | 3839 | 4290 | 5231 | 6608 | 5278 |

| | | |
|-----|--|----------------|
| TOP | Corian® Standard in Glacier White Corian® in Carbon or Concrete | add 516 |
|-----|--|----------------|

Refer to Power Options Pricing worksheet in product resources.

| | |
|------------------|-------------------------|
| STEEL LEG SLEEVE | Standard in Powder Coat |
|------------------|-------------------------|

GSA SIN 33721

✓ SCS Certified Indoor Advantage Gold

See [Materials & Finishes](#) on page 33

TRESTLES



33385-48C

Dining Table, Lower Trestles

| | |
|--------------|------------|
| Outer Width | 48" |
| Outer Depth | 48" |
| Outer Height | 30" |

| | | | | | |
|--------------------------|-------------|-------------|-------------|-------------|-------------|
| VENEER WITH PLYWOOD EDGE | | | PLANK SOLID | | |
| P-Lam | Ash | Walnut | Ash | Walnut | Corian® |
| 3838 | 3922 | 4781 | 6110 | 7888 | 5939 |

| | | |
|-----|--|----------------|
| TOP | Corian® Standard in Glacier White Corian® in Carbon or Concrete | add 550 |
|-----|--|----------------|

Refer to Power Options Pricing worksheet in product resources.

| | |
|------------------|-------------------------|
| STEEL LEG SLEEVE | Standard in Powder Coat |
|------------------|-------------------------|

GSA SIN 33721

✓ SCS Certified Indoor Advantage Gold

See [Materials & Finishes](#) on page 33



33385-54C

Dining Table, Lower Trestles

| | |
|--------------|------------|
| Outer Width | 54" |
| Outer Depth | 54" |
| Outer Height | 30" |

| | | |
|-------------|-------------|-------------|
| PLANK SOLID | | |
| Ash | Walnut | Corian® |
| 7134 | 9313 | 6765 |

| | | |
|-----|--|----------------|
| TOP | Corian® Standard in Glacier White Corian® in Carbon or Concrete | add 611 |
|-----|--|----------------|

Refer to Power Options Pricing worksheet in product resources.

| | |
|------------------|-------------------------|
| STEEL LEG SLEEVE | Standard in Powder Coat |
|------------------|-------------------------|

GSA SIN 33721

✓ SCS Certified Indoor Advantage Gold

See [Materials & Finishes](#) on page 33

Notes

Metal Leg Sleeves with Tote Hooks

(Specify Martin Brattrud Finish)

Standard: Powder Coat Carbon Matte (**CBN**)

No Charge Option: Powder Coat

Powder Coat Standard Finishes

[View Powder Coat - Metallics](#)

[View Powder Coat - Neutrals](#)

[View Powder Coat - Color](#)

Custom Powder Coat Finish produced upon receipt of a customer supplied RAL# and fee of \$385 Net, with a minimum order of 6.

Premium: Polished Stainless Steel (**PSS**), or Satin Stainless Steel (**SSS**)

[View Stainless Steel Premiums](#)

Table Tops

(Specify Martin Brattrud Finish)

Veneer with Ply Edge: Ash, Walnut and P-Laminate, 1.5" thick Plank Plank Solid

Wood: Ash and Walnut, 1.375" thick

Plank Wood/Veneer Option: Solid Edge with Veneer Center, 1.375" thick

[View Ash Wood Standard Finishes](#)

[View Walnut Wood Standard Finishes](#)

Corian®: Glacier White, 1.375" thick

Corian® Premium: Concrete (CCT) and Carbon (CNT)

Stone: Black Granite (BG) and Carrara Marble (CM), .75" thick

Wood Legs

Species and Finish Matched To Wood Top

Custom Wood Finish produced upon receipt of a customer's approved sample match and fee of \$200 Net for each unique finish per order.

Corian® Tops, Specify Wood Species and Martin Brattrud Standard Finish

Legs with Casters come with Lock Tabs







































Electrical Offerings

Power, Task Lighting, Wireless Charging

SEE Power Options Pricing on Trestles page in the Resource section.

TRESTLES

Materials & Finishes

| | | | | | | | |
|---------|--------------------------------|---|---|---|---|---|--|
| Metal | POWDER COAT - COLOR |  CLD Cloud |  CMT Cement |  MTL Gunmetal |  SEA Deep Sea |  VBG Vandenberg |  DNE Dune |
| | |  CRL Coral |  AGV Agave |  CHR Churro | | | |
| | POWDER COAT - NEUTRALS |  SRG Sugar Gloss |  SGM Sugar Matte |  CBG Carbon Gloss |  CBN Carbon Matte | | |
| | POWDER COAT - METALLICS |  SIL Silver |  LD Lead |  BRZ Bronze |  FLI Flint |  MCA Mica | |
| Wood | ASH |  ASH1 Shoj |  ASH2 Cinder |  ASH3 Storm |  ASH8 Natural |  ASH9 Coal |  ASH10 Driftwood |
| | |  ASH11 Burro |  ASH12 Char |  ASH13 Dune |  ASH14 Coral |  ASH15 Agave |  ASH16 Deep Sea |
| | |  ASH17 Vandenberg | | | | | |
| | WALNUT |  WAL1 Natural |  WAL2 Deep | | | | |
| Corian® | CORIAN® |  GW Glacier White |  CNT Concrete |  CCT Carbon | | | |
| Other | LAMINATE |  LMWM White Matte |  LMBM Black Matte | | | | |

Notes

SEE FINISHES ONLINE

WOOD: <https://martinbrattrud.com/Wood>

METAL & PAINT: <https://martinbrattrud.com/Metal>

CORIAN®: <https://martinbrattrud.com/Corian®>

STONE: <https://martinbrattrud.com/Stone>