

URBEYN

Martin
/ Bratrud

Pricelist

Effective 01/07/2025

DESIGNED BY ADAM STOVER

Aptly named, the Urbeyn Bar Stool lends a sense of composure and urbanity to its surroundings with refined details like mitred cushions and metal accents that create a clever contrast with the stool's long wood legs. A stable, substantial and handsome seat, Urbeyn is an exceptionally comfortable choice for restaurant, bar or lounge settings.

BAR STOOLS	2
STOOLS	4
MATERIALS & FINISHES	7



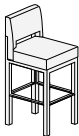
1020-01

Bar Stool, Backless

Single Upholstery	yds	sqft
	0.75	14

Outer Width		18"
Outer Depth		18"
Outer Height		30.5"
Seat Height		30.5"
Seat Depth		18"
Carton Weight		47 lbs
Carton Volume		8 cu ft

		MB LEATHER		GRADE-IN FABRICS								
COM	COL	A	B	1	2	3	4	5	6	7	8	9
1703	1873	1919	1973	1751	1766	1781	1796	1811	1826	1841	1856	1871
WOOD BASE		Standard in Ash										
		Maple						add	0		GSA SIN 33721	
		Walnut						add	294		✓ SCS Certified Indoor Advantage	
METAL STRIPS & STRETCHERS		Standard in Powder Coat										
		Stainless Steel						add	134		See Materials & Finishes on page 7	



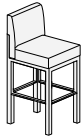
1020-02

Bar Stool, Open Back

Single Upholstery	yds	sqft
	1.5	27

Outer Width		18"
Outer Depth		20.5"
Outer Height		42.5"
Seat Height		30.5"
Seat Depth		16.5"
Carton Weight		56 lbs
Carton Volume		12 cu ft

		MB LEATHER		GRADE-IN FABRICS								
COM	COL	A	B	1	2	3	4	5	6	7	8	9
2565	2822	2997	3105	2661	2691	2721	2751	2781	2811	2841	2871	2901
WOOD BASE		Standard in Ash										
		Maple						add	0		GSA SIN 33721	
		Walnut						add	294		✓ SCS Certified Indoor Advantage	
METAL STRIPS & STRETCHERS		Standard in Powder Coat										
		Stainless Steel						add	134		See Materials & Finishes on page 7	



1020-03

Bar Stool, Closed Back

Single Upholstery	yds	sqft
	1.5	27

Outer Width		18"
Outer Depth		20.5"
Outer Height		42.5"
Seat Height		30.5"
Seat Depth		16.5"
Carton Weight		31 lbs
Carton Volume		12 cu ft

		MB LEATHER		GRADE-IN FABRICS								
COM	COL	A	B	1	2	3	4	5	6	7	8	9
2147	2362	2579	2687	2243	2273	2303	2333	2363	2393	2423	2453	2483
WOOD BASE		Standard in Ash									GSA SIN 33721	
		Maple						add		0		
		Walnut						add		294		
METAL STRIPS & STRETCHERS		Standard in Powder Coat									See Materials & Finishes on page 7	
		Stainless Steel						add		134		



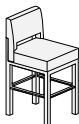
1020-01C

Stool, Backless, Counter Height

Single Upholstery	yds	sqft
	0.75	14

Outer Width		18"
Outer Depth		18"
Outer Height		24.5"
Seat Height		24.5"
Seat Depth		18"
Carton Weight		47 lbs
Carton Volume		8 cu ft

COM	COL	MB LEATHER		GRADE-IN FABRICS											
		A	B	1	2	3	4	5	6	7	8	9			
1703	1873	1919	1973	1751	1766	1781	1796	1811	1826	1841	1856	1871			
WOOD BASE		Standard in Ash						GSA SIN 33721							
		Maple						add		0				✓ SCS Certified Indoor Advantage	
		Walnut						add		294				See Materials & Finishes on page 7	
METAL STRIPS & STRETCHERS		Standard in Powder Coat													
		Stainless Steel						add		134					



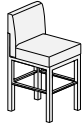
1020-02C

Stool, Open Back, Counter Height

Single Upholstery	yds	sqft
	1.5	27

Outer Width		18"
Outer Depth		20.5"
Outer Height		36.5"
Seat Height		24.5"
Seat Depth		16.5"
Carton Weight		56 lbs
Carton Volume		12 cu ft

COM	COL	MB LEATHER		GRADE-IN FABRICS											
		A	B	1	2	3	4	5	6	7	8	9			
2565	2822	2997	3105	2661	2691	2721	2751	2781	2811	2841	2871	2901			
WOOD BASE		Standard in Ash						GSA SIN 33721							
		Maple						add		0				✓ SCS Certified Indoor Advantage	
		Walnut						add		294				See Materials & Finishes on page 7	
METAL STRIPS & STRETCHERS		Standard in Powder Coat													
		Stainless Steel						add		134					



1020-03C

Stool, Closed Back, Counter Height

Single Upholstery	yds	sqft
	1.5	27

Outer Width		18"
Outer Depth		20.5"
Outer Height		36.5"
Seat Height		24.5"
Seat Depth		16.5"
Carton Weight		31 lbs
Carton Volume		12 cu ft

COM	COL	MB LEATHER		GRADE-IN FABRICS									
		A	B	1	2	3	4	5	6	7	8	9	
2147	2362	2579	2687	2243	2273	2303	2333	2363	2393	2423	2453	2483	
METAL STRIPS & STRETCHERS		Standard in Powder Coat Stainless Steel						add	134	GSA SIN 33721			
WOOD BASE		Standard in Ash								✓ SCS Certified Indoor Advantage			
		Maple						add	0	See Materials & Finishes on page 7			
		Walnut						add	294				

Notes

Wood Base

(Specify Martin Brattrud Finish)

Standard: Solid Wood Ash

No Charge Option: Solid Wood Maple

Premium: Solid Wood Walnut

[View Ash Wood Standard Finishes](#)

[View Maple Wood Standard Finishes](#)

[View Walnut Wood Standard Finishes](#)

Custom Wood Finish produced upon receipt of a customer's approved sample match and fee of \$200 Net for each unique finish per order.

Seat Height

Standard Seat Height: 30.5" SH

Counter Seat Height option: 24.5" SH

Metal Stretchers & Strips

(Specify Martin Brattrud Finish)

Powder Coat Standard Finishes

[View Powder Coat - Metallics](#)

[View Powder Coat - Neutrals](#)

[View Powder Coat - Color](#)










































Custom Powder Coat Finish produced upon receipt of a customer supplied RAL# and fee of \$385 Net, with a minimum order of 25.

Premium: Hand Rubbed Steel in Brushed Bronze (**BBZ**), Oiled Bronze (**OBZ**), Charcoal (**CS**) or Black (**BS**)

[View Hand Rubbed Steel Premiums](#)

Hand rubbed finishes are lacquer sealed.

Materials & Finishes

Metal	POWDER COAT - COLOR	 CLD Cloud	 CMT Cement	 MTL Gunmetal	 SEA Deep Sea	 VBG Vandenberg	 DNE Dune	
		 CRL Coral	 AGV Agave	 CHR Churro				
	POWDER COAT - NEUTRALS	 SRG Sugar Gloss	 SGM Sugar Matte	 CBG Carbon Gloss	 CBN Carbon Matte			
	POWDER COAT - METALLICS	 SIL Silver	 LD Lead	 BRZ Bronze	 FLI Flint	 MCA Mica		
	STAINLESS STEEL	 PSS Polished Stainless Steel	 SSS Satin Stainless Steel					
Wood	ASH	 ASH1 Shoji	 ASH2 Cinder	 ASH3 Storm	 ASH8 Natural	 ASH9 Coal	 ASH10 Driftwood	
		 ASH11 Burro	 ASH12 Char	 ASH13 Dune	 ASH14 Coral	 ASH15 Agave	 ASH16 Deep Sea	
		 ASH17 Vandenberg						
	MAPLE	 MAP1 Bright	 MAP2 Natural	 MAP4 Fawn	 MAP7 Espresso	 MAP8 Iron	 MAP9 Ebony	
	WALNUT	 WAL1 Natural	 WAL2 Deep					

Notes

SEE FINISHES ONLINE

WOOD: <https://martinbrattrud.com/Wood>

METAL & PAINT: <https://martinbrattrud.com/Metal>

CORIAN®: <https://martinbrattrud.com/Corian®>

STONE: <https://martinbrattrud.com/Stone>